

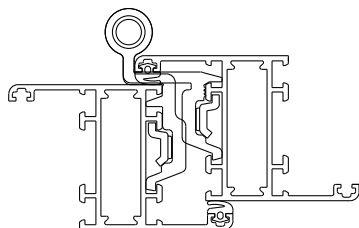
art. **06210.00.26 DX**
06210.00.27 SX



- 50 pezzi / 50 units

Adattabilità ai sistemi
Adaptability to the systems

- > ALCAN
Point sormonto, Point telaio raggiato
- > METRA
Nuovo NC 40 sormonto, Nuovo NC 40 sormonto telaio raggiato
- > PROFILATI
PE40, PE 40 telaio raggiato, PE 50



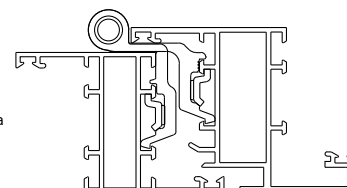
art. **06220.00.26 DX**
06220.00.27 SX



- 50 pezzi / 50 units

Adattabilità ai sistemi
Adaptability to the systems

- > ALLU SISTEMI
Twin Systems RX450 / RX500 / RX600 / RX700
- > CLL
Tecno45 / 50 / 50TT / 60TT / 68TT
- > PONZIO
New Tec 50 / 52TT / 60 TT / 65TT / 68TT
- > PRESAL EXTRUSION
PR58 / PR 58TT / PR66TT
- > SAPA
R40, R40 telaio raggiato, R50 TT barra continua R62TT, R72TT



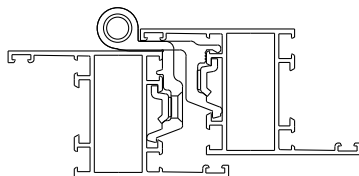
art. **06230.00.26 DX**
06230.00.27 SX



- 50 pezzi / 50 units

Adattabilità ai sistemi
Adaptability to the systems

- > PASSERINI
Ekip 40 sormonto, Ekip 40 evoluzione sormonto



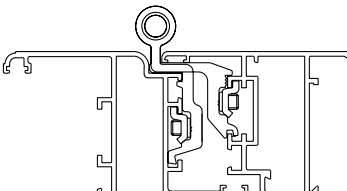
art. **06260.00.26 DX**
06260.00.27 SX



- 50 pezzi / 50 units

Adattabilità ai sistemi
Adaptability to the systems

- > ALLCO
P4 sormonto, P4 sormonto telaio raggiato



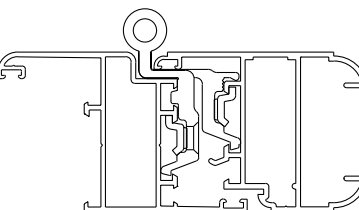
art. **06280.00.26 DX**
06280.00.27 SX



- 50 pezzi / 50 units

Adattabilità ai sistemi
Adaptability to the systems

- > EKIP 40/S Telaio raggiato



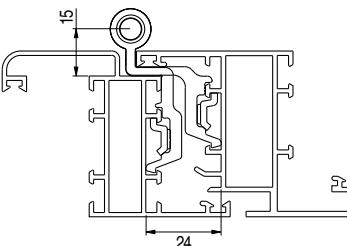
art. **06330.00.26 DX**
06330.00.27 SX



- 50 pezzi / 50 units

Adattabilità ai sistemi
Adaptability to the systems

- > ALCOA
R40 (Telaio raggiato)



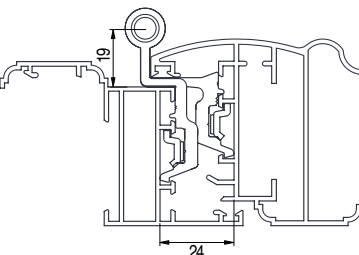
art. **06370.00.26 DX**
06370.00.27 SX



- 50 pezzi / 50 units

Adattabilità ai sistemi
Adaptability to the systems

- > ALCOA
R40 (Anta raggiata)



art. **22700.00.26 DX**
22700.00.27 SX



- 50 pezzi / 50 units

Adattabilità ai sistemi
Adaptability to the systems

- > ALCOA
R40 (Telaio raggiato)

