

art.20770.00.00



- scatola da 10 pezzi
- box with 10 units

Adattabilità ai sistemi
Adaptability to the systems

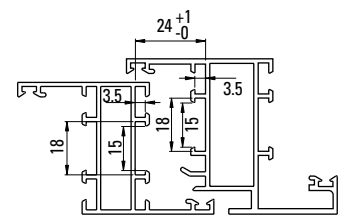
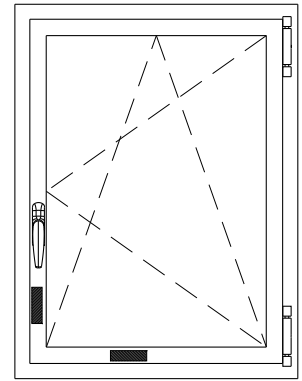
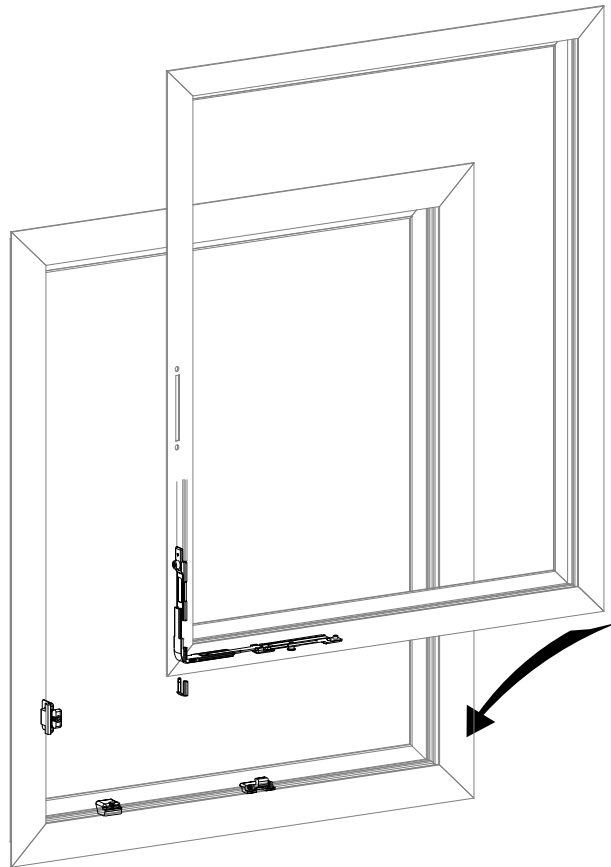
> ALLU SISTEMI
Twin Systems RX450 / RX500 / RX600 / RX700

> CLL
Tecno45 / 50 / 50TT / 60TT / 68TT

> PONZIO
New Tec 50 / 52TT / 60 TT / 65TT / 68TT

> PRESAL EXTRUSION
PR58 / PR 58TT / PR66TT

> SAPA
R40, R40 telaio raggato, R50 TT barra continua
R62TT, R72TT



art.20920.00.00



- scatola da 10 pezzi
- box with 10 units

Adattabilità ai sistemi
Adaptability to the systems

> ALCAN
Abithal Point, Point telaio raggato

> IBLEA
VR 40

> METRA
Nuovo NC 40 sormonto, Nuovo NC 40 sormonto
(telaio compl. interno)

> PROFILATI
Sistema 1 (PE 40)

> TOMA
Atlantis 40

