

art.20780.00.00



- scatola da 10 pezzi  
- box with 10 units

**Adattabilità ai sistemi**  
**Adaptability to the systems**

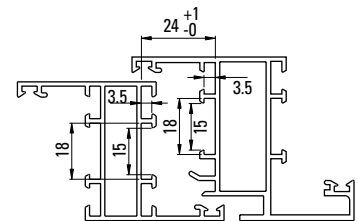
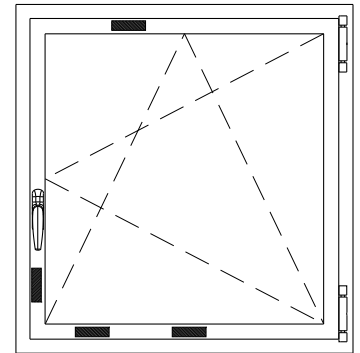
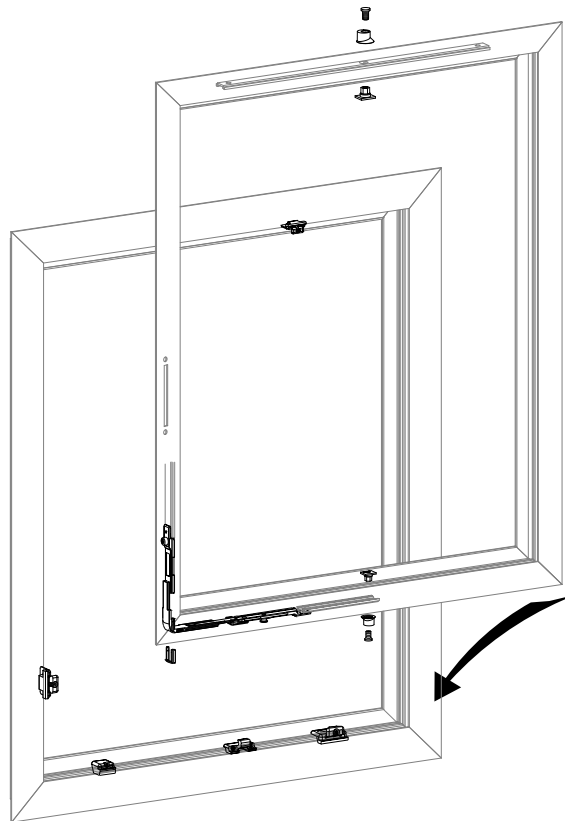
> ALLU SISTEMI  
Twin Systems RX450 / RX500 / RX600 / RX700

> CLL  
Tecno45 / 50 / 50TT / 60TT / 68TT

> PONZIO  
New Tec 50 / 52TT / 60 TT / 65TT / 68TT

> PRESAL EXTRUSION  
PR58 / PR 58TT / PR66TT

> SAPA  
R40, R40 telaio raggato, R50 TT barra continua  
R62TT, R72TT



art.20930.00.00



- scatola da 10 pezzi  
- box with 10 units

**Adattabilità ai sistemi**  
**Adaptability to the systems**

> ALCAN  
Abithal Point, Point telaio raggato

> IBLEA  
VR 40

> METRA  
Nuovo NC 40 sormonto, Nuovo NC 40 sormonto  
( telaio compl. interno )

> PROFILATI  
Sistema 1 ( PE 40 )

> TOMA  
Atlantis 40

